












Practice population number and percentage within:-	
Contractual boundary	6,632 [90.8%]
Outer Boundary	7,238 [99.1%]

GP Practice Boundaries

St Michaels Surgery (L81069)

	Main surgery		Population Density
	Branch surgery		1 circle = 1 postcode
	Contractual boundary		50 to 100
	Outer Boundary		25 to 50
	PCT boundary		10 to 25
			3 to 10
			1 to 3

Population Data: 5 April 2012
 Total Practice Population: 7,307

Avon IM&T Consortium NHS
 Kathryn Wright - 24 September 2012
 © Crown copyright and database rights 2012
 Ordnance Survey 100050537.
 Contains Royal Mail data © Royal Mail copyright and database right 2012.
 X:\PCTBANES\GP_Outer_Areas\FinalOutput